

How to Sort and Dispose of Garbage

君津市(英語)

- Please sort your garbage and place it at your local garbage station **between 6:00 AM and 8:00 AM** on collection day.
- After putting out the garbage, please be sure to cover it with a net to prevent it from scattering.
- For more details, please refer to the "Kimitsu Clean Guidebook."










Kimitsu Clean Guidebook

Kimitsu Clean Calendar



◆ Burnable & Non-Burnable Garbage

(※) From January 1st to 3rd, there is no collection. Collection dates may change during this period.

Category	Items	How to Dispose	Notes	Garbage collection dates(※)
Burnable Garbage	Food waste, Rubber, Paper, fibers/clothing, and plastic that cannot be recycled. etc 	Use Kimitsu City designated burnable bags. 	Tie the bag tightly Do not mix with non-burnable items	2x / week
Non-Burnable Garbage	Metal, Glass, Ceramics, Cans, Glass bottles etc 	Use Kimitsu City designated non-burnable bags. 	Wrap blades or broken items in newspaper Empty spray cans go in "Recyclable Cans," not Non-Burnable	1x / month
Hazardous Waste	Lighters, Batteries, Button cells 	Please place each item in a separate plastic bag, write the item name on it, and take it to the garbage stations. 	Empty gas from lighters Mobile batteries are NOT accepted 	
Oversized Garbage (Sodai Gomi)	Criteria: One side is 50cm+ OR the total of 3 sides is 100cm+. Max length 1.5m, max weight 80kg. Examples: Chairs, Bicycles, Chests/Dressers, Shelves etc	Option1: Call the waste treatment plant to apply. Pickup is once a month •Fee: 860 yen per item. Option2: Deliver directly to the waste treatment plant (1552-35 Minoh) •Fee: 430 yen per item	For Option 1, Buy and attach a "Kimitsu City Oversized Garbage Processing Ticket" in advance. Oversized garbage cannot be left at regular garbage stations  ※Please check the QR code on the right for details.	Option1: 1x / month Option2: Bring directly to the waste treatment plant during business hour
Items the City CANNOT Process	TVs, Air Conditioners, Washing Machines, Clothes Dryers, Freezers, Refrigerators, Cars, Motorcycles, PC, Gasoline, Injection needles, Concrete, Items with refrigerants etc	Please check the QR code below for details. 	The city cannot dispose of items that are subject to specific legal recycling or disposal regulations. items that are toxic, explosive, flammable, or infectious Some items may be ineligible for city disposal based on their dimensions, weight, or material hardness.	











Recyclable waste disposal instructions are on the reverse side



◆ How to Sort and Dispose of Recyclable Waste

The collection location for recyclables may differ from the station used for burnable and non-burnable garbage. Please confirm the location in advance.

(※) From January 1st to 3rd, there is no collection. Collection dates may change during this period.

Category	Items	How to Dispose	Notes	Garbage collection dates(※)
Cans	Food and beverage cans that have been washed clean Spray cans that are completely empty	Separate food/beverage cans from spray cans and place them in their respective collection boxes 	If you brought them in a plastic shopping bag, remove them from the bag before placing them in the box	2x / month
Bottles	Glass beverage bottles that have been washed clean with the lids removed	Sort into four specific categories and place them in the collection boxes 	If you brought them in a plastic shopping bag, remove them from the bag before placing them in the box	
Paper	<ul style="list-style-type: none"> ●Newspaper ●Magazines ●Cardboard ●Beverage cartons ●Miscellaneous paper 	Separate by type and tie with string in a cross pattern. 	Paper that is dirty or has an odor should be disposed of as Burnable Garbage If putting paper out on a rainy day, please place it in a transparent bag	2x / month
Fabrics/Clothingc	Clothing that is not dirty or damaged	Fold and tie with string in a cross pattern, or place in a transparent bag 	Items that are dirty or stained should be disposed of as Burnable Garbage If putting paper out on a rainy day, please place it in a transparent bag	
PET Bottles 	●PET bottles that have been washed clean with the lids removed 	Place them in a see-through plastic shopping bag 	Dirty bottles should be disposed of as Burnable Garbage Be sure to remove all lids	4x / month
Plastics 	●plastic used for food containers/packaging or products made of 100% plastic 	Place them in a see-through plastic shopping bag 	Dirty bottles should be disposed of as Burnable Garbage Size limit: Plastic products must be less than 50cm in length and less than 5mm in thickness	